




STORY TIME

In those days Caesar Augustus issued a decree that a census should be taken of the entire Roman world. 2 (This was the first census that took place while Quirinius was governor of Syria.) 3 And everyone went to their own town to register. 4 So Joseph also went up from the town of Nazareth in Galilee to Judea, to Bethlehem the town of David, because he belonged to the house and line of David. 5 He went there to register with Mary, who was pledged to be married to him and was expecting a child. 6 While they were there, the time came for the baby to be born, 7 and she gave birth to her firstborn, a son. She wrapped him in cloths and placed him in a manger, because there was no guest room available for them.



DIRECTIONS

Choose one activity out of each section on the next page. When you complete your chosen activity in a section, place a sticker on your sticker chart. Having fun and don't want to stop? Do more than one activity in your favorite section(s)!



REFLECTION SECTION

Questions for Grown-Ups


1. At Christmas, we often say that the joy of the season should last all year. What brings you joy at Christmas? What are some favorite traditions? How could you bring Christmas joy to this particular week?
2. Jesus was born in a manger. We've acted it out, sung about it, but have we stopped to think about it? Sometimes extraordinary things don't happen under the best circumstances. What are you putting off starting or completing because you don't have the best circumstances? How could you move forward anyway?



REFLECTION SECTION

Questions for Young Disciples

What are some of your favorite things about Christmas? Do you like getting together with your family? What about giving and receiving gifts? How do you celebrate the birth of Jesus? Do you celebrate his birth by going to a special Christmas worship service at church? Do you make a birthday cake? How can you celebrate Jesus every day? Jesus is our gift and salvation. How can you share the gift about Jesus with others?



REFLECTION SECTION

Questions for Younger Disciples

When a family is welcoming a new person into their family by birth, adoption, or marriage they prepare by gathering things. Sometimes they have a party to celebrate the new addition to the family. At Christmas we also prepare in different ways. How do you prepare for Christmas in your house? Do you set up a manger scene or a Christmas tree? Do you put lights up? Do you have a countdown to Jesus' birth? How can you prepare for the gift of Jesus everyday? Can you pray and give thanks? Can you show kindness to others?



WEEK THREE: JESUS

Luke 2:1-7

Spark Study Bible, pg. 198



IMAGINATION STATION

Option One:

Complete today's Birth of Jesus Craft.


Option Two:

Color the Birth of Jesus Coloring Page.

Option Three:

Take digital photos of things that bring you joy. Remember to include people! Save them to an album on your phone or create a Pinterest board.

CREATED EXCLUSIVELY FOR OUR SAVIORS-CENTRAL LUTHERAN CHURCH. PLEASE BE KIND AND DO NOT SHARE WITHOUT PERMISSION.



OUTDOOR ADVENTURE

Option One:

Put up an outdoor Christmas decoration. Bring the joy of the Christmas season into the summer.

Activity for Families:

How do you think Mary and Joseph prepared to welcome Jesus? How did your family prepare to welcome new people or even pets to enter the family? How do you prepare for guests to visit your home? Since we can't have guests inside right now, take turns entering your home through the front door while the rest of the family enthusiastically welcomes you as an honored "guest."



WEEK THREE: JESUS

Luke 2:1-7

Spark Study Bible, pg. 198



MISSION MOMENT

Option One:

Send a Christmas card to someone who may be lonely. They may appreciate having "Christmas in July."

Option Two:

If you are able, make your Christmas donation to your favorite charity now. They could probably use it.

Activity for Families:

Act out the Bible Story. Be creative! Take a photo or film the entire story, and then send it to someone who needs to hear the story or post it on social media. Don't forget to sing a Christmas carol as part of your skit!

You're done! Be sure to head inside and celebrate your progress on your Sticker Chart, and then let us know what you discovered in the Facebook group!

VBS FOR BACKYARDS Week Three: Jesus

No popsicle sticks required.

BIG PICTURE
BIG PURPOSE



Finger-Print Jesus in a Manger

You need:

- *Brown paint*
- *Yellow paint*
- *Skin-colored paint*
- *Paint color of your choice*



Step One: Use your pointer finger and brown paint to make a stable and a manger.

Step Two: Wash off your finger and use yellow paint to make “straw” on the floor and in the manger. Next, draw a yellow star on the top of the stable.

Step Three: Wash off your finger and use skin-colored paint to make a face for baby Jesus. Take a color of your choice and create the body/blanket for baby Jesus.

Feel free to take creative liberties where you would like with this project. Have fun!

